
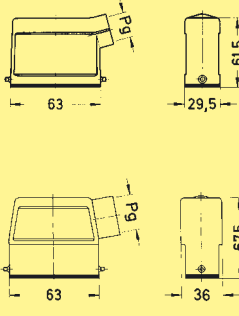

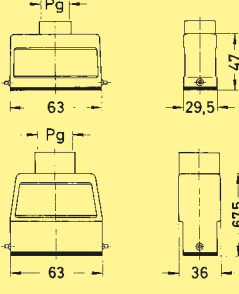

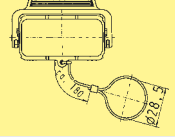

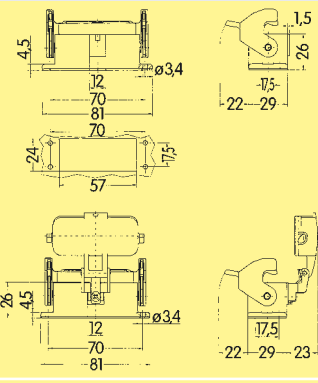

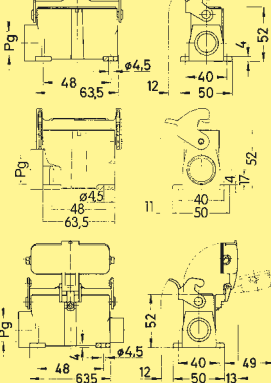

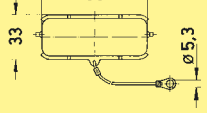


with 1 lever on the housing

Identification	Part No.		Pg	Drawing	Dimensions in mm
	Low construction	High construction			
<b>Hoods</b> side-entry 	<b>09 20 010 1541</b>		16		
		<b>09 20 010 0540</b> <b>09 20 010 0541</b>	16 21		
<b>Hoods</b> top-entry without cable-entry 	<b>09 20 010 1440</b>		13.5		
		<b>09 20 010 0440</b> <b>09 20 010 0441</b>	16 21		
		<b>09 20 010 0801</b>	—		
Protection covers for hoods 	<b>09 20 010 5423</b>				
<b>Housings</b> bulkhead mounting 	<b>09 20 010 0301</b>  with thermo-plastic cover <b>09 20 010 0321</b>		—		
			—		
<b>Housings</b> surface mounting 1 side-entry 	<b>09 20 010 0251</b> <b>09 20 010 0252</b>  with thermo-plastic cover <b>09 20 010 0221</b>		1 x 16 1 x 21		
		<b>09 20 010 0291</b>	2 x 16		
		with thermo-plastic cover <b>09 20 010 0296</b>	2 x 16		
Protection covers for housings 	<b>09 20 010 5425</b>				

Stock items in bold type