


Number of contacts

32 +



Inserts

Identification	Series	Part No.		Drawing	Dimensions in mm
		Male insert (M)	Female insert (F)		

Screw terminal




Han A®  
  
1–16  
17–32

**09 20 016 2612**  
**09 20 016 2613**

**09 20 016 2812**  
**09 20 016 2813**

Dimensions for inserts see page 01.16

Contact arrangement View from termination side



Crimp terminal

Order crimp contacts separately

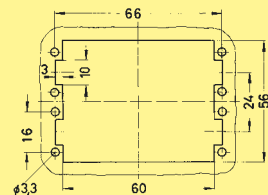


Han A®  
  
1–16  
17–32

**09 20 016 3001**  
**09 20 016 3011**

**09 20 016 3101**  
**09 20 016 3111**

Panel cut out for inserts for use without hoods/housings



Identification	Wire gauge (mm²)	Part No.		Drawing	Dimensions in mm
		Male contacts	Female contacts		

Crimp contacts

Power contacts

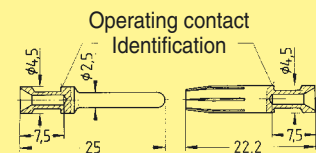
silver plated



0.5  
0.75  
1.0  
1.5  
2.5  
3  
4

**09 33 000 6121**  
**09 33 000 6114**  
**09 33 000 6105**  
**09 33 000 6104**  
**09 33 000 6102**  
**09 33 000 6106**  
**09 33 000 6107**

**09 33 000 6220**  
**09 33 000 6214**  
**09 33 000 6205**  
**09 33 000 6204**  
**09 33 000 6202**  
**09 33 000 6206**  
**09 33 000 6207**



gold plated



0.5  
0.75  
1.0  
1.5  
2.5  
4.0

**09 33 000 6122**  
**09 33 000 6115**  
**09 33 000 6118**  
**09 33 000 6218**  
**09 33 000 6216**  
**09 33 000 6223**  
**09 33 000 6221**

Crimp contact identification

Identification	Wire gauge	AWG	Stripping length
no groove	0.5 mm²	AWG 20	7.5 mm
1 groove*	0.75 mm²	AWG 18	7.5 mm
1 groove	1 mm²	AWG 18	7.5 mm
2 grooves	1.5 mm²	AWG 16	7.5 mm
3 grooves	2.5 mm²	AWG 14	7.5 mm
wide groove	3.0 mm²	AWG 12	7.5 mm
no groove	4 mm²	AWG 12	7.5 mm

\* on the back crimp collar

Han A