
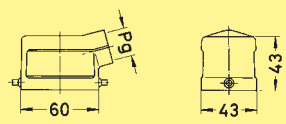
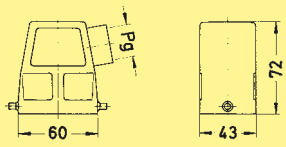

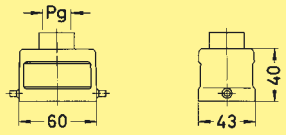
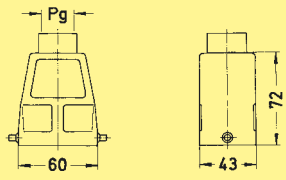
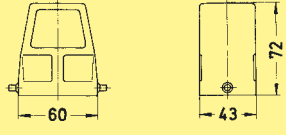

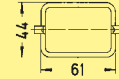
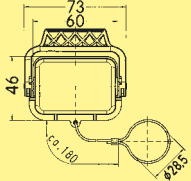


with 1 lever on the housing

Identification	Part No.		Pg	Drawing	Dimensions in mm	
	Low construction	High construction				
Hoods side-entry 	09 30 006 1540 09 30 006 1541		13.5		43	
			16			
				21		43
				29		
	Hoods top-entry  without cable-entry	09 30 006 1440 09 30 006 1441		13,5		40
				16		
				21		72
				29		
						72
Protection covers metal 		09 30 006 5401 09 30 006 5423				
						

Hoods

Han Hoods Housings