


Photoelectrics Accessories Reflectors Type ER



- High quality reflectors for retro-reflective photoelectric switches
- Reflective tape suitable for polarized light
- Heated reflectors for cold storage or freezer installations
- All catalogued photoelectrics use ER 4 as reference for applicable sensing distance

Type Selection

Size W x H x D	Mounting ¹⁾	Ordering no.	Reduction factors on distance
51.0 x 17.5 x 6.0	Adhesive	ER 1	0.20
60.0 x 41.0 x 8.0	2 x M3 screws	ER 4060	0.81
80.0 x 54.0 x 8.0	Adhesive	ER 5080	0.60
82.0 x 37.0 x 5.5	Adhesive	ER 8	0.51
186.0 x 46.5 x 8.0	2 x M6 screws	ER 42182	0.65
100.0 x 100.0 x 9.2	2 x M3 screws	ER 100	1.20
84.5 x 84.5 x 9.0	2 x M3 screws	ER 840	0.96
51.5 x 61.0 x 8.0	2 x M4 screws	ER 5060	0.80
23.5 x 47.5 x 8.0	2 x M3.5 screws	ER 390	0.39
32.5 x 65.0 x 8.0	2 x M3.5 screws	ER 483	0.55
19.0 x 72.5 x 8.4	2 x M3.5 screws	ER 530	0.45
55.3 x 126.0 x 9.0	2 x M6 screws	ER 686	0.92
18.5 x 120.0 x 6.5	2 x M4 screws	ER 665	0.45
13.0 x 17.0 x 5.0	Adhesive	ER 640	0.16
52.0 x 119.0 x 27.0	4 x M4 screws	ER 681 ²⁾	0.92
Ø 35.0 x 5.5	Adhesive	ER 692	0.53
Ø 84.0 x 7.4	1 x M4 screw	ER 4	1.00
Ø 25.0 x 5.0	Adhesive	ER 689	0.39
Ø 42.0 x 6.0	Adhesive	ER 420	0.54
Ø 42.0 x 60.0 x 6.8	2 x M3.5 screws	ER 423	0.54
Ø 46.0 x 6.5	Adhesive	ER 460	0.55
Reflective tape			
25 mm wide x 45.7 meters long (1 roll)		ERT 25	0.23 (25 x25 mm)
50 mm wide x 45.7 meters long (1 roll)		ERT 50	0.34 (50 x 50 mm)

¹⁾ Mounting material not included

²⁾ (internal heating)

Reflectors

Material: PMMA/ABS

Temperature range: -20 to +60 degree C

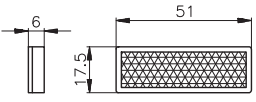
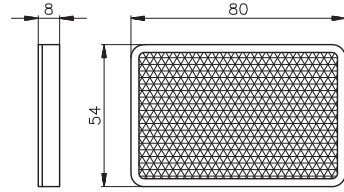
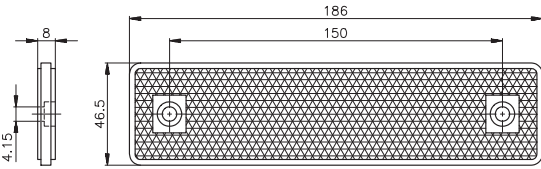
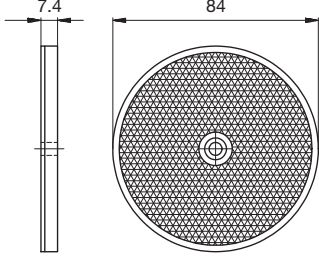
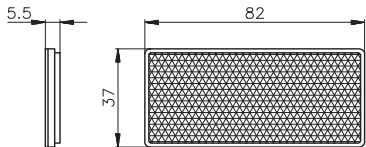
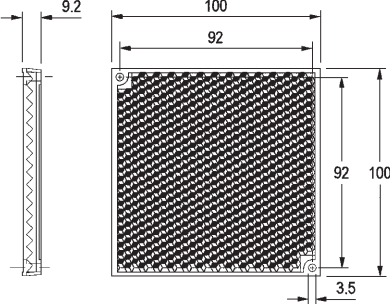
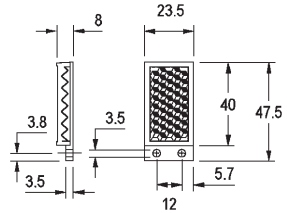
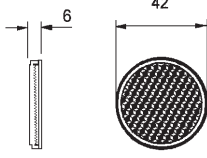
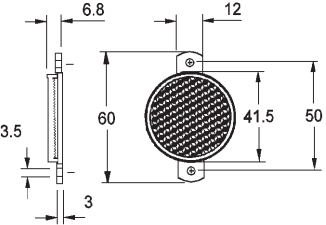
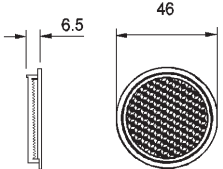
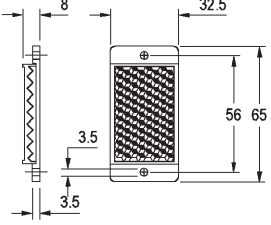
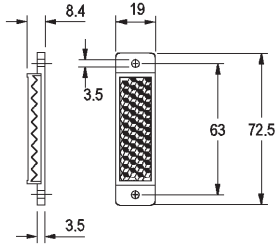
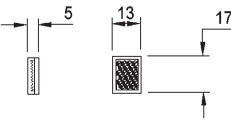
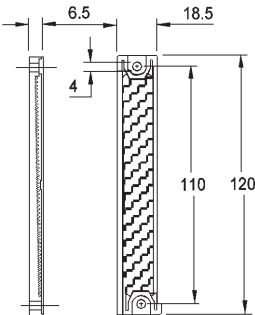
Degree of protection: IP69K

Reflective tape

Material: PMMA (Acrylic)

Temperature range: -20 to +50 degree C

Dimensions

<p>ER 1</p> 	<p>ER 5080</p> 	<p>ER 42182</p> 
<p>ER 4</p> 		<p>ER 8</p> 
<p>ER 100</p> 	<p>ER 390</p> 	<p>ER 420</p> 
<p>ER 423</p> 	<p>ER 460</p> 	<p>ER 483</p> 
<p>ER 530</p> 	<p>ER 640</p> 	<p>ER 665</p> 

Dimensions (cont.)

<p>ER 681</p> <p>24 VDC</p> <p>Supply: 24 VDC Power consumption: approx. 8 W</p>	<p>ER 686</p>	
<p>ER 689</p>	<p>ER 692</p>	<p>ER 840</p>
<p>ER 4060</p>	<p>ER 5060</p>	
<p>ERT 25</p> <p>25 mm</p> <p>45.7 m</p>		
<p>ERT 50</p> <p>50 mm</p> <p>45.7 m</p>		