

CIRCUIT BREAKER 400V 10KA, 3-POLE, C, 10A, D=70MM



Model		
product brand name		SENTRON
Product designation		5SY miniature circuit breaker
Design of the product		5SY miniature circuit breakers
General technical data		
Number of poles		3
Number of poles / Note		3P
Tripping characteristic class		C
circuit-breaker / Design		5SY4
Mechanical service life (switching cycles) / typical		20 000
Overvoltage category		3
Voltage		
Insulation voltage		
<ul style="list-style-type: none"> with multi-phase operation / with AC / Rated value 	V	440
Supply voltage		
Supply voltage frequency		
<ul style="list-style-type: none"> Rated value 	Hz	50

Protection class		
Protection class IP		IP20, with connected conductors
Energy limiting class		3

Switching capacity		
Switching capacity current		
• for DC / acc. to IEC 60947-2 / Rated value	kA	15
• acc. to EN 60898 / Rated value	kA	10
• acc. to IEC 60947-2 / Rated value	kA	20

Dissipation		
Active power loss		
• for rated value of the current / with AC / in hot operating state / per pole	W	1.1

Electricity		
rated current I_n / IEC, DIN/VDE		
• at 40 Cel	A	9.4
Current / with AC		
• Rated value	A	10
Net weight	g	442

Appearance

Product details		
Product feature		
• Touch protection		Yes
Product component		
• combined terminal top		Yes
• combined terminal bottom		Yes
Product property		
• Properties for main switches in accordance with EN 60204-1		Yes
• halogen-free		Yes
• sealable		Yes
• silicon-free		Yes
Product expansion / can be installed		
• supplementary devices		Yes

Product function		
Product function		
• neutral conductor switching		No

Short circuit		
Breaking capacity short-circuit current (I_{cn})		
• with AC / acc. to UL 1077 and CSA C22.2 No.235	kA	5
• for DC / acc. to EN 60898-2	kA	10

Number

Number of test cycles / for environmental testing / acc. to IEC 60068-2-30	6
---	---

Connections

Connectable conductor cross-section / stranded		
• minimum	mm ²	0.75
• maximum	mm ²	35
Connectable conductor cross-section		
• solid		
— minimum	mm ²	0.75
— maximum	mm ²	35
• finely stranded / with core end processing		
— minimum	mm ²	0.75
— maximum	mm ²	25
AWG number / as coded connectable conductor cross section		
• minimum		14
• maximum		4
Tightening torque (lbf·in) / with screw-type terminals		
• minimum	lbf·in	22
• maximum	lbf·in	26
Tightening torque / with screw-type terminals		
• minimum	N·m	2.5
• maximum	N·m	3
Position		
• of power supply cord		Any

Mechanical Design

Height	mm	90
Width	mm	54
Depth	mm	76
mounting position		any
Installation depth	mm	70
Number of width units		3
Mounting type		Quick assembly system

Environmental conditions

Influence of the surrounding temperature		Max. 95% humidity
Shock resistance		
• acc. to IEC 60068-2-27		150m/s ² at 11ms half-sine
Vibration resistance		
• acc. to IEC 60068-2-6		50m/s ² at 25 to 150Hz and 60m/s ² at 35Hz (4sec)
Ambient temperature		
• minimum	°C	-25
• maximum	°C	55

- during storage / minimum
- during storage / maximum

°C	-40
°C	75

Certificates

Reference code

- acc. to DIN EN 61346-2

F

General Product Approval



CCC



IMQ



GOST



UL



VDE



Declaration of Conformity



EG-Konf.

Test Certificates

[other](#)

[Special Test Certificate](#)

Shipping Approval



BUREAU VERITAS



DNV



GL

Shipping Approval



LRS



RINA

[other](#)

Further information

Information- and Downloadcenter (Catalogs, Brochures,...)

<http://www.siemens.com/lowvoltage/catalogs>

Industry Mall (Online ordering system)

<https://eb.automation.siemens.com/mall/en/WW/Catalog/Product/5SY43107>

Service&Support (Manuals, Certificates, Characteristics, FAQs,...)

<http://support.automation.siemens.com/WW/view/en/5SY43107/all>

Image database (product images, 2D dimension drawings, 3D models, device circuit diagrams, ...)

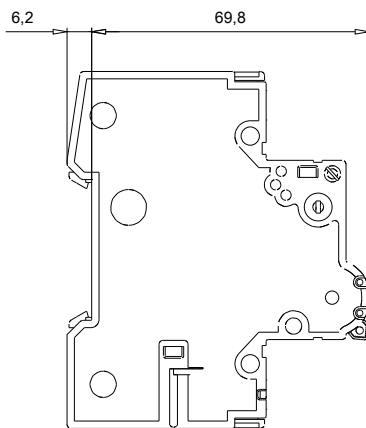
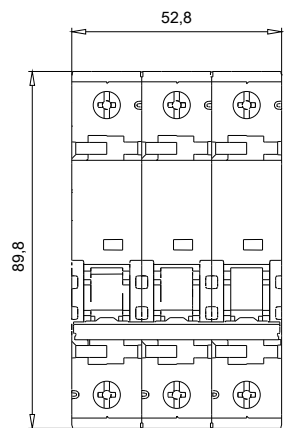
http://www.automation.siemens.com/bilddb/cax_en.aspx?mfb=5SY43107

CAX-Online-Generator

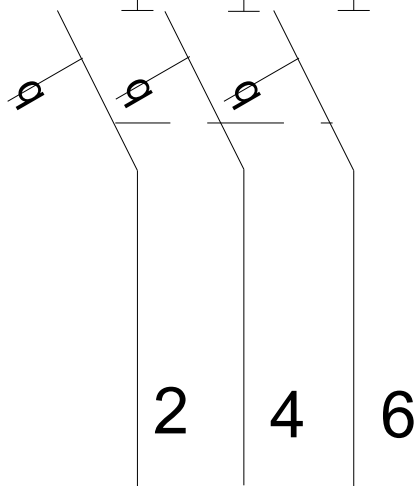
<http://www.siemens.com/cax>

Tender specifications

<http://ausschreibungstexte.siemens.com/tiplv>



X¹ X³ X⁵



last modified:

21.10.2014