



CIRCUIT BREAKER 400V 15KA, 2-POLE, C, 10A, D=70MM

Similar to image












**Technical data:**

<b>product brand name</b>		Sentron
<b>product designation</b>		5SY miniature circuit breaker
<b>Type of mounting</b>		Quick assembly system
<b>type of voltage</b>		AC/DC
<b>Height</b>	mm	90
<b>Width</b>	mm	36
<b>Depth</b>	mm	76
<b>mounting position</b>		any
<b>Mounting depth</b>	mm	70
<b>Current / for AC / rated value</b>	A	10
<b>Tripping characteristic class</b>		C
<b>Supply voltage</b>		
• for AC / rated value	V	400
• with multi-phase operation / with AC / rated value	V	400
<b>Number of poles /note</b>		2P
<b>Switching capacity current</b>		
• in accordance with IEC 60947-2 / rated value	kA	30
• with DC / in accordance with IEC 60947-2 / rated value	kA	15

• acc. to EN 60898 / rated value	kA	15
<b>Breaking capacity short-circuit current (I<sub>cn</sub>)</b>		
• with DC / in accordance with EN 60898-2	kA	15
• with AC / in accordance with UL 1077 and CSA C22.2 No.235	kA	5
<b>Active power loss / at rated value current / with AC / in warm operating state / per pole</b>	W	1.5
<b>Number of pitch units for width</b>		2
<b>Product feature / sealable</b>		Yes
<b>Degree of pollution</b>		3
<b>Influence of the surrounding temperature</b>		max. 95% humidity
<b>Ambient temperature</b>	°C	-25 ... +55
<b>Ambient temperature</b>		
• during storage	°C	-40 ... +75
<b>Position / of power supply cord</b>		Any
<b>Product property / properties for main switches in accordance with EN 60204-1</b>		Yes
<b>Mechanical operating cycles as operating time / typical</b>		20,000
<b>Resistance against vibration / according to IEC 60068-2-6</b>		50m/s <sup>2</sup> at 25 to 150Hz and 60m/s <sup>2</sup> at 35Hz (4sec)
<b>Overvoltage class</b>		3
<b>Product equipment / touch-protection</b>		Yes
<b>Resistance against shock / according to IEC 60068-2-27</b>		150m/s <sup>2</sup> at 11ms half-sine
<b>Insulation voltage</b>		
• with multi-phase operation / with AC / rated value	V	440
<b>AWG number</b>		
• as encoded connectable conductor cross-section		14 ... 4
<b>Section de conducteur raccordable</b>		
• solid	mm <sup>2</sup>	0.75 ... 35
• multibrin	mm <sup>2</sup>	0.75 ... 35
• finely stranded		
• with wire end processing	mm <sup>2</sup>	0.75 ... 25
<b>Product component</b>		
• combined terminal top		Yes
• combined terminal bottom		Yes
<b>Tightening torque</b>		
• with screw-type terminals	N·m	2.5 ... 3
<b>Tightening torque (lbf·in)</b>		
• with screw connection	lbf·in	22 ... 26
<b>Product feature</b>		
• silicon-free		Yes
• halogen-free		Yes

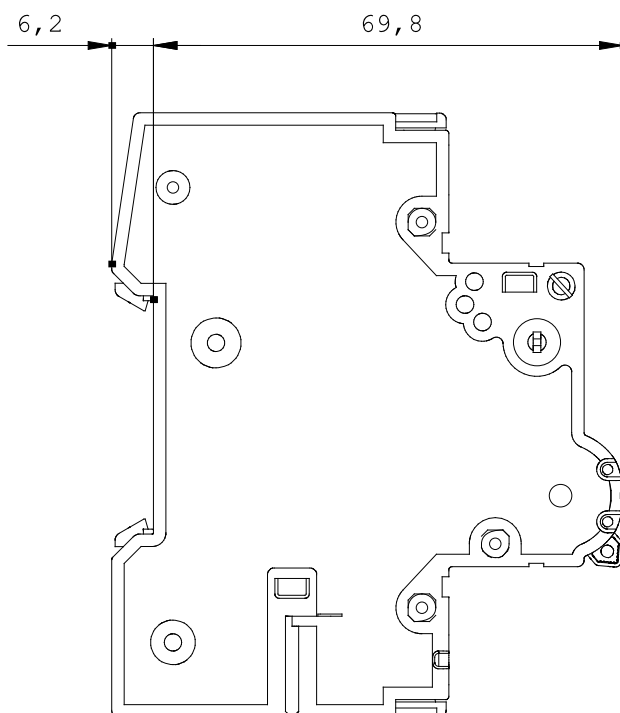
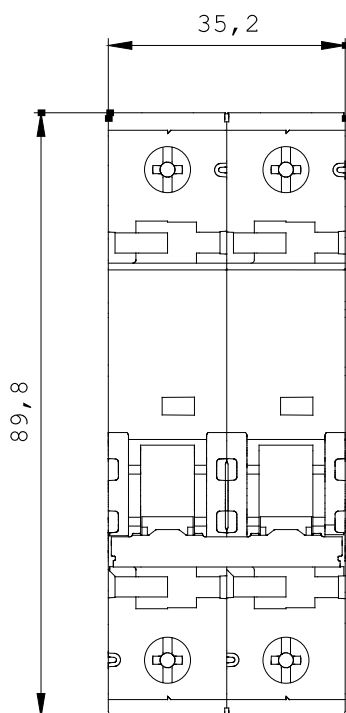
Number of test cycles / for environmental testing / in accordance with IEC 60068-2-30	6
Item designation / according to DIN EN 61346-2	F

**Certificates/approvals:**

General Product Approval	Declaration of Conformity
 CCC  GOST  IMQ  UL  VDE  EG-Konf.	
Shipping Approval	other
 BUREAU VERITAS  DNV  GL  LRS  RINA	<a href="#">other</a>

**Further information:**

- Information- and Downloadcenter (Catalogs, Brochures,...)**  
<http://www.siemens.com/lowvoltage/catalogs>
- 
- Industry Mall (Online ordering system)**  
<http://www.siemens.com/lowvoltage/mall>
- 
- Service&Support (Manuals, Certificates, Characteristics, FAQs,...)**  
<http://support.automation.siemens.com/WW/view/en/5SY7210-7/all>
- 
- Image database (product images, 2D dimension drawings, 3D models, device circuit diagrams, ...)**  
[http://www.automation.siemens.com/bilddb/cax\\_en.aspx?mlfb=5SY7210-7](http://www.automation.siemens.com/bilddb/cax_en.aspx?mlfb=5SY7210-7)
- 
- CAx-Online-Generator**  
<http://www.siemens.com/cax>



last change:

Oct 1, 2013