


MA2.5/5 screw clamp terminal blocks

Feed-through - 5 mm 0.197 in spacing



Description

- Flexibility: snap onto symmetrical and asymmetrical rails,
- Many colors are available in addition to our generic grey, to help you quickly identify any of specific functions.

Ordering details

Description	Color	Type	Order code	Pkg pce	Weight (1 pce) g
Feed-through	Grey	MA2.5/5	1SNA115486R0300	50	6.61
	Blue	MA2.5/5.N	1SNA125486R0500	50	6.61
	Orange	MA2.5/5	1SNA105075R2000	50	6.61
	Yellow	MA2.5/5	1SNA105486R1200	50	6.61
	Red	MA2.5/5	1SNA400184R2700	50	6.61
	White	MA2.5/5	1SNA105052R2100	50	6.61
	Black	MA2.5/5	1SNA105077R2200	50	6.61
	Beige	MA2.5/5	1SNA195486R0400	50	6.61

Main technical data


		IEC	UL	CSA
1 conductor per clamp	Rigid - Solid / Stranded	0.2-4 mm ²	22-12 AWG	22-12 AWG
	Flexible	0.22-2.5 mm ²		
	with insulated ferrule	1.5 mm ²		
	Gauge	A3		
Rated current / Rated cross section		24 A / 2.5 mm ²	30 A / 12 AWG	25 A / 12 AWG
Rated short-time withstand current (1s)		300 A		
Rated voltage		1000 V	600 V	600 V
Impulse withstand voltage		8000 V		
Protection		IP20	NEMA 1	

Mounting instructions

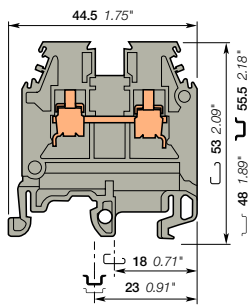
Rail		G32, TH 35-7.5, TH 35-15
Wire stripping length		10 mm 0.39 in
Tool		Flat screwdriver Ø 3.5 mm Ø 0.137 in
Torque		0.4 - 0.6 N.m 3.5 - 5.3 lb.in

The connecting capacity data for one Rigid - Solid / Stranded - Flexible conductor (when apply) is a mandatory information required by IEC, UL and CSA standards. All other data are provided as supplementary information only. For more details, please consult our CB, UL or CSA certificates and technical datasheet available on <http://www.ABB.com>

CE	UL	CSA	Gost R							
----	----	-----	--------	--	--	--	--	--	--	--



MA2.5/5



5 mm 0.197 in spacing

Accessories

Description	Color	Type	Order code	Pkg pce	Weight (1 pce) g	
1 End stops	Grey	BAM2	1SNA206351R1600	50	12.00	
		BADL	1SNA399903R0200	50	4.70	
2 End sections	Grey	FEM6	1SNA118368R1600	20	2.40	
3 Jumper bars	Grey	2 poles 24 A	BJMI5-2	1SNA176278R1600	10	3.30
		3 poles	BJMI5-3	1SNA176279R1700	10	5.00
		4 poles	BJMI5-4	1SNA176280R0500	10	6.70
		5 poles	BJMI5-5	1SNA176281R2200	10	8.40
		10 poles	BJMI5-10	1SNA176282R2300	10	16.90
4 Lateral jumper bars	Grey	2 poles 30 A	PC5-2	1SNA113542R1000	10	1.80
		10 poles	PC5-10	1SNA113544R1200	10	6.00
5 Cross spacing jumpers		EL6	1SNA173627R2100	10	0.10	
6 Insulating tips		EIP	1SNA113550R2400	10		
7 Circuit separators	Grey	3 mm 0.118 in	SCFM6	1SNA114825R0500	20	4.00
		0 mm 0 in	SCMA5	1SNA116728R2500	10	
		3 mm 0.118 in	SCFCV1-2	1SNA116795R1100	10	8.00
			SCF6	1SNA118707R0300	20	
8 Shield connectors		CBM5	1SNA178745R1400	50		
9 Protecting covers	Transparent	Length 1 m 39 in	CPV1-2	1SNA176816R1200	1	
		Length 500 mm 19.70 in	CPM	1SNA187312R1400	1	
10 Terminal block markers	White	RC510	1SNA231000R0700	1	5.20	

Complete list of accessories is indicated in the terminal block datasheet. Some accessories such as jumper bars may modify the terminal block's ratings: complete information in the accessories catalogue pages.

Ground screw clamp terminal blocks

Description	Color	Type	Order code	Pkg pce	Weight (1 pce) g
Ground Profile aligned with MA2.5/5...	Green-yellow	MA2.5/5.P	1SNA165488R2700	50	18.00

All the technical data for UL/CSA standard and dimensions in inches are in italic. Technical data valid for copper conductors only.

