

IRC series

C10-T1x

5-pin, Interface relays, 1-pole, twin contact, plug-in faston

Type	C10-T1x/ ... V Standard relay for low power application			
Maximum contact load	6 A/250 V	AC1	0,5 A/110 V	DC1
Recommended minimum contact load	6 A/30 V	DC1	0,2 A/220 V	DC1
	1 mA/5 V	(with 10 μ Au)		
	5 mA/5 V	(standard contact)		

Contacts			
Material	Standard	Code 3	AgNi + 3 μ Au
	Optional	Code 2	AgNi + 10 μ Au
Rated current	6 A		
Switch-on current max. (20 ms)	15 A		
Switching voltage max	250 V		
AC load	1,5 kVA		
DC load	see fig. 2		

Coil			
Coil resistance	see table; tolerance ± 10 %		
Pick-up voltage	≥ 0,8 x U _N		
Release voltage	≥ 0,1 x U _N		
Nominal power	1,1 VA (AC)/0,7 W (DC)		

Coil table	VAC	Ω	mA	VDC	Ω	mA
	24	290	45	12	224	53
	48	1200	23	24	742	32
	115	7.300	9,5	48	3.500	13,7
	230	28.800	4,7	110	19.900	5,5

Insulation	Volt rms, 1 min
Contact open	1000 V
Contact/contact	5 kV
Contact/coil	5 kV
Insulation resistance at 500 V	≥ 1 GΩ
Insulation, IEC 61810-5	4 kV/3

Specifications	
Ambient temperature operation/storage	-40 (no ice)...60 °C / -40 ... 80 °C
Pick-up time/bounce time	10 ms/≤ 1 ms
Release time/bounce time	5 ms/≤ 3 ms
Mechanical life	AC: 10 Mill./DC: 20 Mill. switching cycles
AC voltage endurance at rated load	≥ 100000 switching cycles
Switching frequency at rated load	1200/h
Protection class	IP40
Weight	21 g

Standard types		
AC 50 Hz/60 Hz: 24, 48, 115 (120), 230 (240)	C10-T13/AC ... V	C10-T12/AC ... V
LED	C10-T13X/AC ... V	C10-T12X/AC ... V
RC suppressor	C10-T13R/AC...V	C10-T12R/AC...V
DC:12, 24, 48, 110	C10-T13/DC ... V	C10-T12/DC ... V
LED	C10-T13X/DC ... V	C10-T12X/DC ... V
Polarity and free wheeling diode	C10-T13FX/DC ... V	C10-T12FX/DC ... V
AC/DC bridge rectifier 24 V, 48 V, 60 V	C10-T13BX/UC ... V	C10-T12BX/UC ... V

"..." Enter the voltage for full type designation

Accessories	
Socket:	S10, S10-M, S10-K, S10-P



Connection diagram

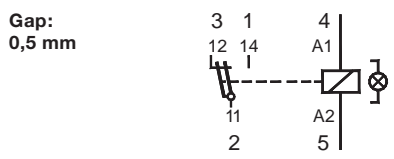


Fig. 1 AC voltage endurance

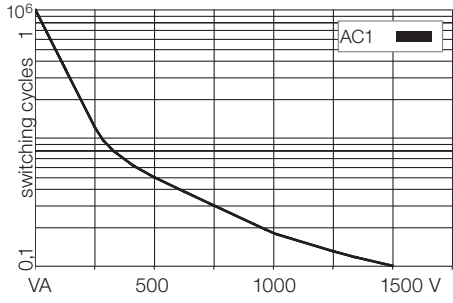
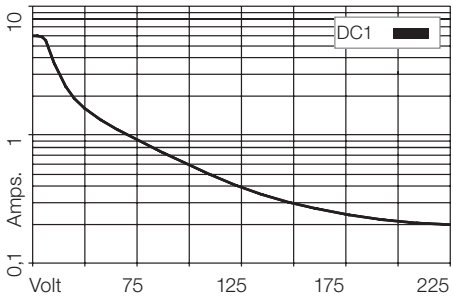
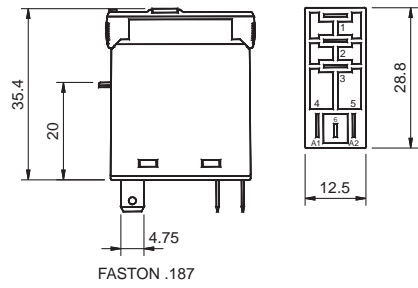


Fig. 2 DC load limit curve



Dimensions [mm]



Technical approvals, conformities



IEC 61810; EN 60947