

Date

---

Name

---

Client

---

Project Name

---

Quote#

---

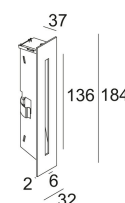
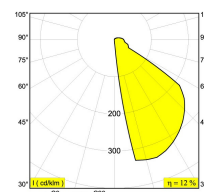
Type/Quantity

---

**INLET S HW**

**304 05 13**

[Lien web](#)



Forme/taille découpée:  22 x 170 mm

Profondeur 45 mm

d'encastrement:

Épaisseur de la surface min.12

de montage:

Coloris disponibles: ALU GRIS (304 05 13 A)  
BLANC (304 05 13 W)

INCL.1 x LED WHITE 1,1W / CRI>80 / 2700K

EXCL.LED POWER SUPPLY 350mA-DC

Technics LED: Source lumineuse: 115 lm // 1 W // 117 lm/W  
Luminaire: 14 lm // 2 W // 7 lm/W

Classe: III

Poids: 0.2 KG

Niveau de protection: IP20

Distance minimale: indis.

Options: PLASTERKIT 145  
CONCRETE BOX 145  
LED POWER SUPPLY 350mA-DC DIM  
MOUNTING KIT FLUSH INLET

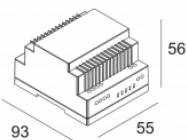
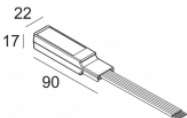
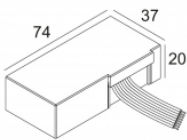
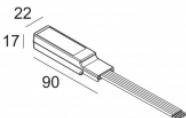
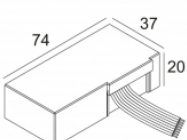
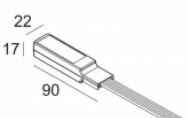
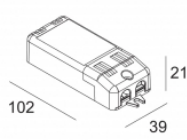
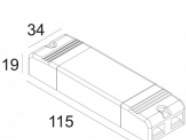
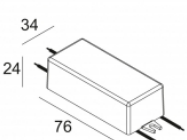
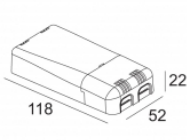
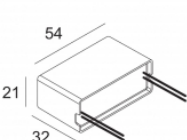
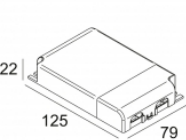
Pour obtenir des instructions d'installation détaillées, Consultez le manuel svp [304\\_05\\_11\\_HAND.pdf](#)

**INLET S HW**

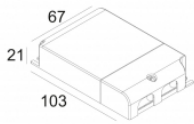
304 05 13

**Références alliées**

**LES ALIMENTATIONS LED**

<p><a href="#">Lien web / Fiche techn.</a></p>  <p>LED POWER CONVERTOR 24V-DC TO MULTI CURRENT 48W DIM9 300 90 67 Nombre de luminaires: 3-&gt;12 / - / -</p>	<p><a href="#">Lien web / Fiche techn.</a></p>  <p>LED POWER CONVERTOR 48V-DC to 350 mA-DC / 15W DIM1 300 48 350 ED1 Nombre de luminaires: 3-&gt;11</p>	<p><a href="#">Lien web / Fiche techn.</a></p>  <p>LED POWER CONVERTOR 48V-DC to 350 mA-DC / 15W DIM5 300 48 350 ED5 Nombre de luminaires: 3-&gt;11</p>	<p><a href="#">Lien web / Fiche techn.</a></p>  <p>LED POWER CONVERTOR 48V-DC to 350 mA-DC / 15W MDL 300 48 350 MDL Nombre de luminaires: 3-&gt;11</p>
<p><a href="#">Lien web / Fiche techn.</a></p>  <p>LED POWER CONVERTOR 48V-DC to 350 mA-DC / 15W WDL 300 48 350 WDL Nombre de luminaires: 3-&gt;11</p>	<p><a href="#">Lien web / Fiche techn.</a></p>  <p>LED POWER CONVERTOR 48V-DC to 500 mA-DC / 22W DIM1 300 48 500 ED1 Nombre de luminaires: 3-&gt;11</p>	<p><a href="#">Lien web / Fiche techn.</a></p>  <p>LED POWER SUPPLY 350mA-DC / 10W DIM8 300 90 110 220-240V / 50-60Hz Nombre de luminaires: 5-&gt;7</p>	<p><a href="#">Lien web / Fiche techn.</a></p>  <p>LED POWER SUPPLY 350mA-DC / 15W 300 90 91 110-240V / 50-60Hz Nombre de luminaires: 11(7)</p>
<p><a href="#">Lien web / Fiche techn.</a></p>  <p>LED POWER SUPPLY 350mA-DC / 16W DIM8 300 90 3112 110-240V / 50-60Hz Nombre de luminaires: 7-&gt;12(12)</p>	<p><a href="#">Lien web / Fiche techn.</a></p>  <p>LED POWER SUPPLY 350mA-DC / 18W DIM8 300 90 116 220-240V / 50-60Hz Nombre de luminaires: 10-&gt;14</p>	<p><a href="#">Lien web / Fiche techn.</a></p>  <p>LED POWER SUPPLY 350mA-DC / 8W 300 90 108 110-240V / 0 50-60Hz Nombre de luminaires: 6(6)</p>	<p><a href="#">Lien web / Fiche techn.</a></p>  <p>LED POWER SUPPLY MULTI- POWER 300 90 914 110-240V / 50-60Hz Nombre de luminaires: 19(19) / - / -</p>

[Lien web / Fiche techn.](#)

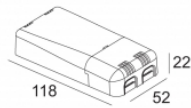


LED POWER SUPPLY MULTI-  
POWER DIM1  
300 90 64

110-240V / 0|50-60Hz

Nombre de luminaires: 4->14(11) / - / -

[Lien web / Fiche techn.](#)

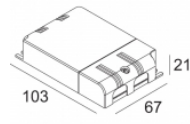


LED POWER SUPPLY MULTI-  
POWER DIM5  
300 90 125

110-240V / 50-60Hz

Nombre de luminaires: 11(11) / - / -

[Lien web / Fiche techn.](#)

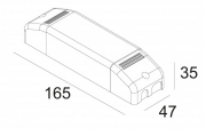


LED POWER SUPPLY MULTI-  
POWER DIM5  
300 90 68

110-240V / 50-60Hz

Nombre de luminaires: 2->13(11) / - / -

[Lien web / Fiche techn.](#)

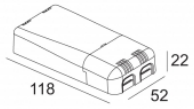


LED POWER SUPPLY MULTI-  
POWER DIM6  
300 90 61

220-240V / 50-60Hz

Nombre de luminaires: 11 / - / -

[Lien web / Fiche techn.](#)

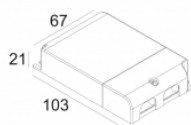


LED POWER SUPPLY MULTI-  
POWER DIM7  
300 90 124

110-240V / 50-60Hz

Nombre de luminaires: 11(11) / - / -

[Lien web / Fiche techn.](#)

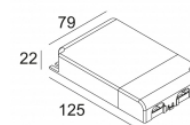


LED POWER SUPPLY MULTI-  
POWER DIM7  
300 90 60

110-240V / 50-60Hz

Nombre de luminaires: 11(11) / - / -

[Lien web / Fiche techn.](#)

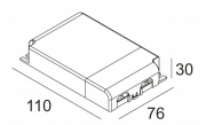


LED POWER SUPPLY MULTI-  
POWER DIM9  
300 90 63

110-240V / 0|50-60Hz

Nombre de luminaires: 20(20) / - / -

[Lien web / Fiche techn.](#)

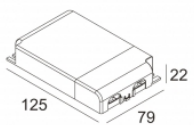


LED POWER SUPPLY MULTI-  
POWER HV  
300 90 135

220-240V / 50-60Hz

Nombre de luminaires: 18->23 / - / -

[Lien web / Fiche techn.](#)

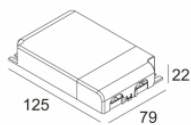


LED POWER SUPPLY MULTI-  
POWER HV DIM7  
300 90 134

110-240V / 50-60Hz

Nombre de luminaires: 4->31(31) / - / -

[Lien web / Fiche techn.](#)



LED POWER SUPPLY MULTI-  
POWER HV DIM9  
300 90 69

110-240V / 50-60Hz

Nombre de luminaires: 4->31(31) / - / -

## Références alliées

### LES PLAQUES AU PLÂTRE

[Lien web / Fiche techn.](#)

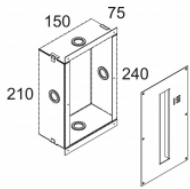


PLASTERKIT 145  
304 05 99

## Références alliées

### BOÎTIER POUR BÉTON

[Lien web / Fiche techn.](#)

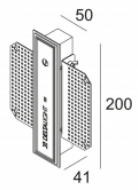


CONCRETE BOX 145  
304 05 98

## Références alliées

### LE KIT DE MONTAGE [NC]

[Lien web / Fiche techn.](#)



MOUNTING KIT FLUSH  
INLET S  
304 05 01

INLET S HW  
304 05 13

Image de projet connexe de la famille de produits:

