



WEVER & DUCRÉ
LIGHTING

DOCUS WALL mini 2.0

301320B0

| |
|----------|
| Project |
| Type |
| Notes |
| Quantity |
| Date |

GENERAL

| |
|--|
| Wall |
| Surface |
| Jet Black |
| IP20 |
| Interior |
| Indirect 440 ^a to 445 ^b lm |
| Direct 440 ^a to 445 ^b lm |
| Total 880 ^a to 890 ^b lm |
| RAL 9005 ^c |

LED

| |
|----------------|
| Lamp 2 x PARI6 |
| PARI6 |
| Socket GU10 |
| max. 12 W |
| CRI ≥ 80 |


PHYSICAL

| |
|---------------|
| Length 67 mm |
| Width 67 mm |
| Height 200 mm |
| 0.43 kg |

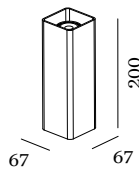
ELECTRICAL

| |
|--|
| 100 - 240 V |
| Total connected power 13.2 ^b to 13.3 ^a W |
| Class 1 |
| Safety distance 0.3 m |

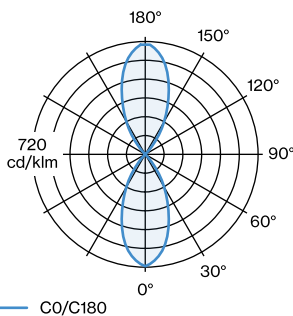
^a LED 3000K CRI 80 white
^b LED 2700K CRI 80 white
^c Color may deviate slightly due to production conditions.



Squared wall surface mounted luminaire made from aluminium; soft edges; surface Jet Black; powder coated; matt texture; RAL 9005; direct/indirect light distribution; lamp socket GU10; lamp type PARI6; 2x max. 12W; 100 - 240 V; lamp not included; degree of protection IP20; PC1;



LIGHT DISTRIBUTION



[301320B0] The technical data represent rated values for an ambient temperature of 25°C. The data values for the luminous flux are initially subject to a tolerance of +/- 10%, those for the electrical connected load are initially subject to a tolerance of +/- 10%, and those for the colour temperature are initially subject to a tolerance of +/- 150 K. No liability is assumed for typographical or printing errors. The general terms and conditions of Wever & Ducré BV apply.
 © Wever & Ducré BV · Spinnerijstraat 99/21 · 8500 Kortrijk · Belgium · www.weverducre.com



WEVER & DUCRÉ
LIGHTING

DOCUS WALL mini 2.0

301320B0

LAMPS

PAR16 LED Lamp

| TYPE | COLOUR | Ø·H (MM) | ORDERCODE |
|------------------------|--------|----------|-----------------|
| 2700K >90 CRI GU10 | Black | ∅50·58 | 9 0 1 2 2 8 B 3 |
| 3000K >90 CRI GU10 | Black | ∅50·58 | 9 0 1 2 2 8 B 5 |
| 2700K >90 CRI GU10 | White | ∅50·58 | 9 0 1 2 2 8 W 3 |
| 3000K >90 CRI GU10 | White | ∅50·58 | 9 0 1 2 2 8 W 5 |
| 2700K >80 CRI GU10 | Silver | ∅50·52 | 9 0 5 2 2 7 S 2 |
| 3000K >80 CRI GU10 | Silver | ∅50·52 | 9 0 5 2 2 7 S 4 |