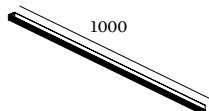


ACCESSOIRES

TRACK PROFILE 1M

1-phase



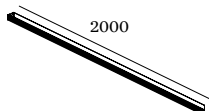
90014001



90014007

TRACK PROFILE 2M

1-phase



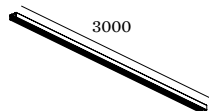
90014002



90014008

TRACK PROFILE 3M

1-phase



90014003



90014009

END FEED

left



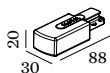
90014018



90014019

END FEED

right



90014020



90014021

CONNECTOR

straight



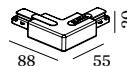
90014022



90014023

L-CONNECTOR

left



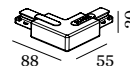
90014024



90014025

L-CONNECTOR

right

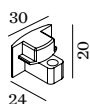


90014026



90014027

END CAP



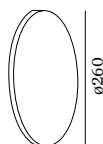
90014028



90014029

GETTON

big cover



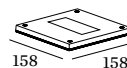
911141W1



911141D1

BLOCK

cover line



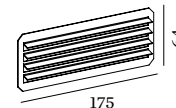
911151T1



911151B1

ATIM

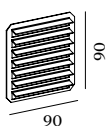
louvre long



90019106

ATIM

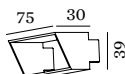
louvre carré



90019105

STAKE

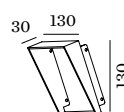
snoot



90019004

X-BEAM

snoot



90019005

HYDRO

colour filter set
red/blue/green



90016101

KNOB

colour filter set
red/blue/green



90016102

SKÖLL 1.0

colour filter set
red/blue/green



90016103

SKÖLL 2.0

colour filter set
red/blue/green



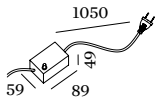
90016104

DRUM 7W

power supply/colour mixer

L/W/H 59x89x49

0.12kg IP20



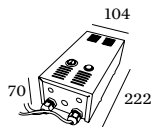
90292301

DRUM 25W

power supply/colour mixer

L/W/H 104x222x70

1.85kg IP20



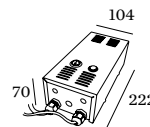
90292701

DRUM 60W

power supply/colour mixer

L/W/H 104x222x70

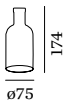
2.34kg IP20



90292901

CORK

bottle 1



90019013

CORK

bottle 2



90019014

BOX

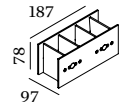
flaps for adjustable beam angle



900401W0

BOXX

flaps for adjustable beam angle



900402W0