



WEVER & DUCRÉ
LIGHTING

DEEP ADJUST 1.0 PAR16

112320W0C

Project

Type

Notes

Quantity

Date

GENERAL

Ceiling

Recessed

Signal White

IP20

Interior

495 lm

RAL 9003^a

LED

Lamp PAR16

PAR16

Socket GU10

max. 12 W

CRI 90

OPTICAL

Wide Flood

Beam angle 48°

PHYSICAL

Diameter 94 mm

Height 102 mm

0.21 kg

blade springs

Tilt min 35°

Tilt max 35°

Rotation 355°

ELECTRICAL

100 - 240 V

LED Inset 6.5 W

Class 2

Safety distance 0.3 m

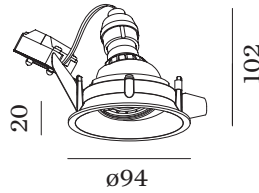
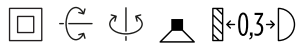
CUTOUT

Diameter 86-89 mm

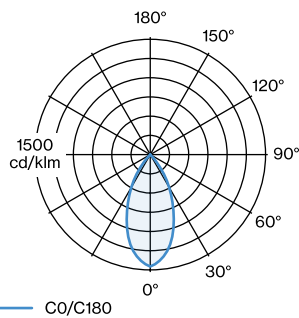
Min. ceiling thickness 6 mm

Recessed depth 105 mm

^a Color may deviate slightly due to production conditions.



LIGHT DISTRIBUTION



[112320W0C] The technical data represent rated values for an ambient temperature of 25°C. The data values for the luminous flux are initially subject to a tolerance of +/- 10%, those for the electrical connected load are initially subject to a tolerance of +/- 10%, and those for the colour temperature are initially subject to a tolerance of +/- 150 K. No liability is assumed for typographical or printing errors. The general terms and conditions of Wever & Ducré BV apply.
© Wever & Ducré BV · Spinnerijstraat 99/21 · 8500 Kortrijk · Belgium · www.weverducre.com



WEVER & DUCRÉ
LIGHTING

DEEP ADJUST 1.0 PAR16

112320W0C

CONE DIAGRAM

wide flood 48°

h (m)	EO° (lx)	ø (m)
1	737	0.89
2	184	1.78
3	82	2.66
4	46	3.55
5	29	4.44

OTHER

Metal spring clip

TYPE	(MM)	ORDERCODE
MR16 LED PAR16 max. 12W	59	9 0 0 1 9 7 0 0



ø59

Spring clip

TYPE	COLOUR	(MM)	ORDERCODE
MR16 LED PAR16 max. 12W	Black	59	9 0 0 1 9 8 B 0
MR16 LED PAR16 max. 12W	Gold	59	9 0 0 1 9 8 G 0
MR16 LED PAR16 max. 12W	Bronze	59	9 0 0 1 9 8 Q 0
MR16 LED PAR16 max. 12W	Silver	59	9 0 0 1 9 8 S 0
MR16 LED PAR16 max. 12W	White	59	9 0 0 1 9 8 W 0

LAMPS

PAR16 LED Lamp

TYPE	COLOUR	Ø·H (MM)	ORDERCODE
2700K >90 CRI GU10	Black	ø50·58	9 0 1 2 2 8 B 3
3000K >90 CRI GU10	Black	ø50·58	9 0 1 2 2 8 B 5
2700K >90 CRI GU10	White	ø50·58	9 0 1 2 2 8 W 3
3000K >90 CRI GU10	White	ø50·58	9 0 1 2 2 8 W 5
2700K >80 CRI GU10	Silver	ø50·52	9 0 5 2 2 7 S 2
3000K >80 CRI GU10	Silver	ø50·52	9 0 5 2 2 7 S 4