



WEVER & DUCRÉ
LIGHTING

SARA

on track 1.0 PAR16

157120B0

Project

Type

Notes

Quantity

Date

GENERAL

Ceiling

Track

Jet Black

IP20

Interior

455^a to 460^b lm

RAL 9005^c

LED

Lamp PAR16

PAR16

Socket GU10

max. 12 W

CRI \geq 80

OPTICAL

Beam angle 47°

PHYSICAL

Diameter 55 mm

Height 115 mm

0.16 kg

75 (adapter)mm

1-Phase

Tilt min 90°

Tilt max 90°

Rotation 355°

ELECTRICAL

100 - 240 V

Total connected power 6.6^b to 6.7^a W

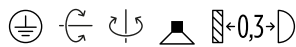
Class 1

Safety distance 0.3 m

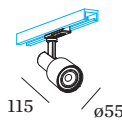
^a LED 3000K CRI 80 white

^b LED 2700K CRI 80 white

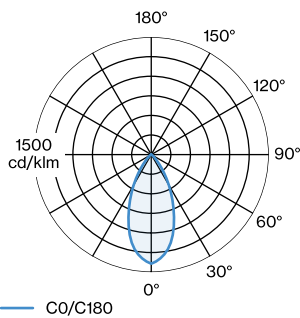
^c Color may deviate slightly due to production conditions.



Spotlight made from die-cast aluminium for 1-Phase tracks; surface Jet Black; powder coated; matt texture; RAL 9005; lamp socket GU10; lamp type PAR16; max. 12W; 100 - 240 V; 355° rotatable and 90° tiltable; degree of protection IP20; PC1; lamp not included; 1-phase GLOBAL track adapter included;



LIGHT DISTRIBUTION



[157120B0] The technical data represent rated values for an ambient temperature of 25°C. The data values for the luminous flux are initially subject to a tolerance of +/- 10%, those for the electrical connected load are initially subject to a tolerance of +/- 10%, and those for the colour temperature are initially subject to a tolerance of +/- 150 K. No liability is assumed for typographical or printing errors. The general terms and conditions of Wever & Ducré BV apply.
© Wever & Ducré BV · Spinnerijstraat 99/21 · 8500 Kortrijk · Belgium · www.weverducre.com



WEVER & DUCRÉ
LIGHTING

SARA

on track 1.0 PAR16

157120B0

CONE DIAGRAM

LED 3000K CRI ≥ 80^{White}

h (m)	EO° (lx)	ø (m)
1	635	0.88
2	159	1.75
3	71	2.63
4	40	3.50
5	25	4.38

LAMPS

PAR16 LED Lamp

TYPE	COLOUR	Ø · H (MM)	ORDERCODE
2700K >90 CRI GU10	Black	ø50-58	9 0 1 2 2 8 B 3
3000K >90 CRI GU10	Black	ø50-58	9 0 1 2 2 8 B 5
2700K >90 CRI GU10	White	ø50-58	9 0 1 2 2 8 W 3
3000K >90 CRI GU10	White	ø50-58	9 0 1 2 2 8 W 5
2700K >80 CRI GU10	Silver	ø50-52	9 0 5 2 2 7 S 2
3000K >80 CRI GU10	Silver	ø50-52	9 0 5 2 2 7 S 4

ELECTRICAL

Track Profile 1m

TYPE	COLOUR	L · W · H (MM)	ORDERCODE
1-phase track surface/suspended	White	1000-30-20	9 0 0 1 4 0 0 1
1-phase track surface/suspended	Black	1000-30-20	9 0 0 1 4 0 0 7
1-phase track recessed	White	1000-50-20	9 0 0 1 4 1 1 8
1-phase track recessed	Black	1000-50-20	9 0 0 1 4 1 1 9

Track Profile 2m

TYPE	COLOUR	L · W · H (MM)	ORDERCODE
1-phase track surface/suspended	White	2000-30-20	9 0 0 1 4 0 0 2
1-phase track surface/suspended	Black	2000-30-20	9 0 0 1 4 0 0 8
1-phase track recessed	White	2000-50-20	9 0 0 1 4 1 2 0
1-phase track recessed	Black	2000-50-20	9 0 0 1 4 1 2 1

Track Profile 3m

TYPE	COLOUR	L · W · H (MM)	ORDERCODE
1-phase track surface/suspended	White	3000-30-20	9 0 0 1 4 0 0 3
1-phase track surface/suspended	Black	3000-30-20	9 0 0 1 4 0 0 9
1-phase track recessed	White	3000-50-20	9 0 0 1 4 1 2 2
1-phase track recessed	Black	3000-50-20	9 0 0 1 4 1 2 3

[157120B0] The technical data represent rated values for an ambient temperature of 25°C. The data values for the luminous flux are initially subject to a tolerance of +/- 10%, those for the electrical connected load are initially subject to a tolerance of +/- 10%, and those for the colour temperature are initially subject to a tolerance of +/- 150 K. No liability is assumed for typographical or printing errors. The general terms and conditions of Wever & Ducré BV apply.
© Wever & Ducré BV · Spinnerijstraat 99/21 · 8500 Kortrijk · Belgium · www.weverducre.com



WEVER & DUCRÉ
LIGHTING

SARA

on track 1.0 PAR16

157120B0

T-Connector 1.0

TYPE	COLOUR	L · W · H (MM)	ORDERCODE
1-phase track	White	145-55-20	9 0 0 1 4 0 1 0
1-phase track	Black	145-55-20	9 0 0 1 4 0 1 1

T-Connector 2.0

TYPE	COLOUR	L · W · H (MM)	ORDERCODE
1-phase track	White	145-55-20	9 0 0 1 4 0 1 2
1-phase track	Black	145-55-20	9 0 0 1 4 0 1 3

T-Connector 3.0

TYPE	COLOUR	L · W · H (MM)	ORDERCODE
1-phase track	White	145-55-20	9 0 0 1 4 0 1 4
1-phase track	Black	145-55-20	9 0 0 1 4 0 1 5

T-Connector 4.0

TYPE	COLOUR	L · W · H (MM)	ORDERCODE
1-phase track	White	145-55-20	9 0 0 1 4 0 1 6
1-phase track	Black	145-55-20	9 0 0 1 4 0 1 7

End Feed | left

TYPE	COLOUR	L · W · H (MM)	ORDERCODE
1-phase track	White	88-30-20	9 0 0 1 4 0 1 8
1-phase track	Black	88-30-20	9 0 0 1 4 0 1 9

End Feed | right

TYPE	COLOUR	L · W · H (MM)	ORDERCODE
1-phase track	White	88-30-20	9 0 0 1 4 0 2 0
1-phase track	Black	88-30-20	9 0 0 1 4 0 2 1

Straight Connector

TYPE	COLOUR	L · H (MM)	ORDERCODE
1-phase track straight	White	65-17	9 0 0 1 4 0 2 2
1-phase track straight	Black	65-17	9 0 0 1 4 0 2 3

L-Connector

TYPE	COLOUR	L · W · H (MM)	ORDERCODE
1-phase track left	White	88-55-20	9 0 0 1 4 0 2 4
1-phase track left	Black	88-55-20	9 0 0 1 4 0 2 5
1-phase track right	White	88-55-20	9 0 0 1 4 0 2 6
1-phase track right	Black	88-55-20	9 0 0 1 4 0 2 7

End Cap

TYPE	COLOUR	L · W · H (MM)	ORDERCODE
1-phase track Left/Right	White	24-30-20	9 0 0 1 4 0 2 8
1-phase track Left/Right	Black	24-30-20	9 0 0 1 4 0 2 9

Middle Feed

TYPE	COLOUR	L · W · H (MM)	ORDERCODE
1-phase track straight	White	145-30-20	9 0 0 1 4 0 3 6
1-phase track straight	Black	145-30-20	9 0 0 1 4 0 3 7

[157120B0] The technical data represent rated values for an ambient temperature of 25°C. The data values for the luminous flux are initially subject to a tolerance of +/- 10%, those for the electrical connected load are initially subject to a tolerance of +/- 10%, and those for the colour temperature are initially subject to a tolerance of +/- 150 K. No liability is assumed for typographical or printing errors. The general terms and conditions of Wever & Ducré BV apply.
© Wever & Ducré BV · Spinnerijstraat 99/21 · 8500 Kortrijk · Belgium · www.weverducre.com

June 24, 2022



WEVER & DUCRÉ
LIGHTING

SARA

on track 1.0 PAR16

157120B0

Adjustable Corner

TYPE	COLOUR	L · W · H (MM)	ORDERCODE
1-phase track	Black	81-81-20	9 0 0 1 4 0 4 1
1-phase track	White	81-81-20	9 0 0 1 4 0 4 2

Track Adapter 1.0

TYPE	COLOUR	L · H (MM)	ORDERCODE
1-phase track	Black	85-45	9 0 0 1 4 0 4 3
1-phase track	White	85-45	9 0 0 1 4 0 4 4

X-Connector

TYPE	COLOUR	L · W · H (MM)	ORDERCODE
1-phase track	White	145-145-20	9 0 0 1 4 0 4 9
1-phase track	Black	145-145-20	9 0 0 1 4 0 5 0

Mounting Bracket

TYPE	L · W · H (MM)	ORDERCODE
1-phase track recessed	35-59-35	9 0 0 1 4 1 0 0

Suspension Set 1.5m

TYPE	COLOUR	Ø · H (MM)	ORDERCODE
1-phase track suspended	White	∅29-3000	9 0 0 1 4 1 0 1
1-phase track suspended	Black	∅29-3000	9 0 0 1 4 1 0 2

Suspension Set 3.0m

TYPE	COLOUR	Ø · H (MM)	ORDERCODE
1-phase track suspended	White	∅29-3000	9 0 0 1 4 1 0 3
1-phase track suspended	Black	∅29-3000	9 0 0 1 4 1 0 4

Coverplate End Feed

TYPE	COLOUR	L · W (MM)	ORDERCODE
1-phase track recessed	White	75-50	9 0 0 1 4 1 2 4
1-phase track recessed	Black	75-50	9 0 0 1 4 1 2 5

Coverplate I/L/T/X

TYPE	COLOUR	L · W (MM)	ORDERCODE
1-phase track recessed	White	100-100	9 0 0 1 4 1 2 6
1-phase track recessed	Black	100-100	9 0 0 1 4 1 2 7

Track Adapter 2.0

TYPE	COLOUR	L · W · H (MM)	ORDERCODE
1-phase track	White	80-24-26	9 0 0 1 4 2 7 7
1-phase track	Black	80-24-26	9 0 0 1 4 2 7 8