

Date

Name

Client

Project Name

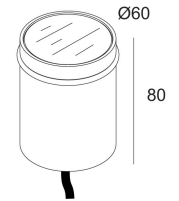
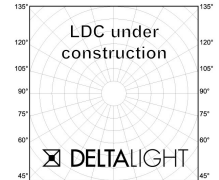
Quote#

Type/Quantity

LOGIC 60 R 93020

213 45 811 932

[Lien web](#)



Forme/taille découpée: 61 mm

Profondeur 100 mm

d'encastrement:

Coloris disponibles: ALU ANODISE (213 45 811 932 ANO)

INCL.1 x LED WHITE 7,1W / CRI>90 / 3000K / 774lm

INCL.1 x REFLECTOR FL-20°

INCL.1 x CABLE H05 RN-F 2 x 1mm² 0,5m

EXCL.LED POWER SUPPLY 350mA-DC

IEC 60598-2-13 : max.150kg 25N/cm²

ESG 5mm

Technics LED: Source lumineuse: 774 lm // 7 W // 116 lm/W
Luminaire: 8 W

Classe: III

Poids: 0.6 KG

Niveau de protection: IP67

Distance minimale: indisponible.

Options:
LED POWER SUPPLY 350mA-DC DIM
LOGIC 60 BOX R
CBOX
IP68 CONNECTION KIT
IP68 CONNECTOR 3P

Pour obtenir des instructions d'installation détaillées, Consultez le manuel svp

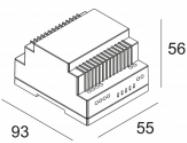
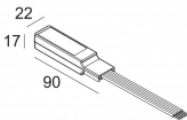
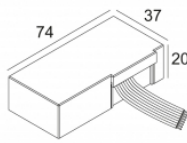
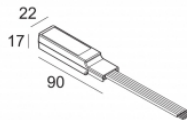
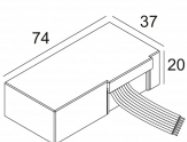
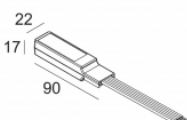
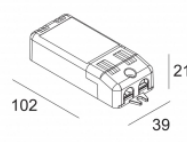
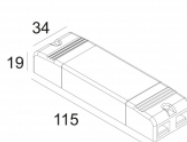
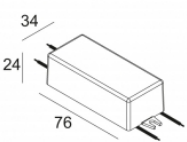
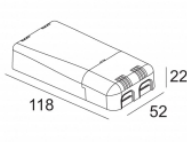
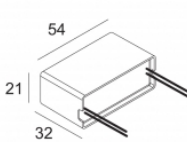
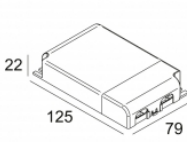
[213 45 811 XXX HAND.pdf](#)

LOGIC 60 R 93020

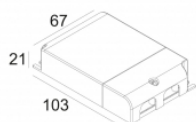
213 45 811 932

Références alliées

LES ALIMENTATIONS LED

<p>Lien web / Fiche techn.</p>  <p>LED POWER CONVERTOR 24V-DC TO MULTI CURRENT 48W DIM9 300 90 67 Nombre de luminaires: 2 / - / -</p>	<p>Lien web / Fiche techn.</p>  <p>LED POWER CONVERTOR 48V-DC to 350 mA-DC / 15W DIM1 300 48 350 ED1 Nombre de luminaires: 1</p>	<p>Lien web / Fiche techn.</p>  <p>LED POWER CONVERTOR 48V-DC to 350 mA-DC / 15W DIM5 300 48 350 ED5 Nombre de luminaires: 1</p>	<p>Lien web / Fiche techn.</p>  <p>LED POWER CONVERTOR 48V-DC to 350 mA-DC / 15W MDL 300 48 350 MDL Nombre de luminaires: 1</p>
<p>Lien web / Fiche techn.</p>  <p>LED POWER CONVERTOR 48V-DC to 350 mA-DC / 15W WDL 300 48 350 WDL Nombre de luminaires: 1</p>	<p>Lien web / Fiche techn.</p>  <p>LED POWER CONVERTOR 48V-DC to 500 mA-DC / 22W DIM1 300 48 500 ED1 Nombre de luminaires: 1</p>	<p>Lien web / Fiche techn.</p>  <p>LED POWER SUPPLY 350mA-DC / 10W DIM8 300 90 110 220-240V / 50-60Hz Nombre de luminaires: 1</p>	<p>Lien web / Fiche techn.</p>  <p>LED POWER SUPPLY 350mA-DC / 15W 300 90 91 110-240V / 50-60Hz Nombre de luminaires: 2(1)</p>
<p>Lien web / Fiche techn.</p>  <p>LED POWER SUPPLY 350mA-DC / 16W DIM8 300 90 3112 110-240V / 50-60Hz Nombre de luminaires: 2(2)</p>	<p>Lien web / Fiche techn.</p>  <p>LED POWER SUPPLY 350mA-DC / 18W DIM8 300 90 116 220-240V / 50-60Hz Nombre de luminaires: 2->2</p>	<p>Lien web / Fiche techn.</p>  <p>LED POWER SUPPLY 350mA-DC / 8W 300 90 108 110-240V / 0 50-60Hz Nombre de luminaires: 1(1)</p>	<p>Lien web / Fiche techn.</p>  <p>LED POWER SUPPLY MULTI- POWER 300 90 914 110-240V / 50-60Hz Nombre de luminaires: 3(3) / - / -</p>

[Lien web / Fiche techn.](#)

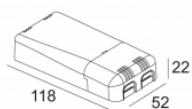


LED POWER SUPPLY MULTI-
POWER DIM1
300 90 64

110-240V / 0/50-60Hz

Nombre de luminaires: 2(1) / - / -

[Lien web / Fiche techn.](#)

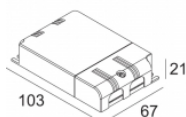


LED POWER SUPPLY MULTI-
POWER DIM5
300 90 125

110-240V / 50-60Hz

Nombre de luminaires: 1(1) / - / -

[Lien web / Fiche techn.](#)

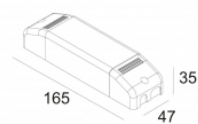


LED POWER SUPPLY MULTI-
POWER DIM5
300 90 68

110-240V / 50-60Hz

Nombre de luminaires: 2(1) / - / -

[Lien web / Fiche techn.](#)

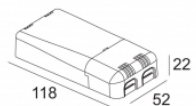


LED POWER SUPPLY MULTI-
POWER DIM6
300 90 61

220-240V / 50-60Hz

Nombre de luminaires: 2 / - / -

[Lien web / Fiche techn.](#)

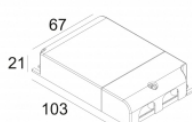


LED POWER SUPPLY MULTI-
POWER DIM7
300 90 124

110-240V / 50-60Hz

Nombre de luminaires: 2(2) / - / -

[Lien web / Fiche techn.](#)

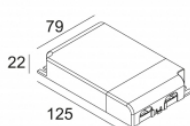


LED POWER SUPPLY MULTI-
POWER DIM7
300 90 60

110-240V / 50-60Hz

Nombre de luminaires: 2(2) / - / -

[Lien web / Fiche techn.](#)

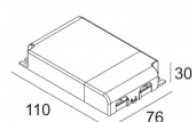


LED POWER SUPPLY MULTI-
POWER DIM9
300 90 63

110-240V / 0/50-60Hz

Nombre de luminaires: 3(3) / - / -

[Lien web / Fiche techn.](#)

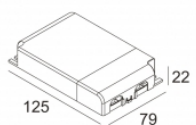


LED POWER SUPPLY MULTI-
POWER HV
300 90 135

220-240V / 50-60Hz

Nombre de luminaires: 3->3 / - / -

[Lien web / Fiche techn.](#)

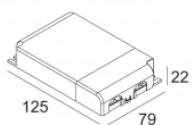


LED POWER SUPPLY MULTI-
POWER HV DIM7
300 90 134

110-240V / 50-60Hz

Nombre de luminaires: 5(5) / - / -

[Lien web / Fiche techn.](#)



LED POWER SUPPLY MULTI-
POWER HV DIM9
300 90 69

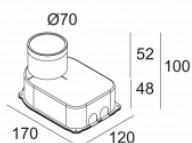
110-240V / 50-60Hz

Nombre de luminaires: 5(5) / - / -

Références alliées

BOÎTIERS POUR MONTAGE AU SOL

[Lien web / Fiche techn.](#)

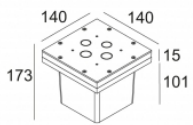


LOGIC 60 BOX R
213 19 10

Références alliées

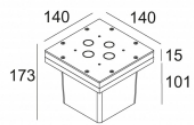
LES CONNEXIONS ÉTANCHES

[Lien web / Fiche techn.](#)



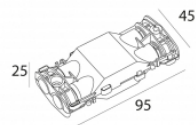
CBOX
216 12 00

[Lien web / Fiche techn.](#)



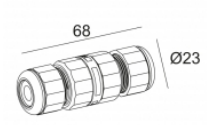
CBOX 350 mA / 10W
216 14 35
120-240V / 50-60Hz
Nombre de luminaires: 1

[Lien web / Fiche techn.](#)



IP68 CONNECTION KIT
216 12 01

[Lien web / Fiche techn.](#)



IP68 CONNECTOR 3P
216 12 02

LOGIC 60 R 93020
213 45 811 932

Image de projet connexe de la famille de produits:

