

● KEW 6516/6516BT Specifications

Insulation resistance		SPD(Varistor)			
Test voltage	100V	250V	500V	1000V	Max.1000V
Measuring ranges	2.000/20.00/200.0MΩ (Auto-ranging)		20.00/200.0/1000MΩ (Auto-ranging)	20.00/200.0/2000MΩ (Auto-ranging)	0-1000V(goes up by 1V)
Accuracy	±2%rdg±6dgt (2.000/20.00MΩ) ±5%rdg±6dgt (200.0MΩ)		±2%rdg±6dgt (20.00/200.0MΩ) ±5%rdg±6dgt (1000MΩ)	±2%rdg±6dgt (20.00/200.0MΩ) ±5%rdg±6dgt (2000MΩ)	±5%rdg±5dgt
Rated current	1.0-1.2mA @0.1MΩ	1.0-1.2mA @0.25MΩ	1.0-1.2mA @0.5MΩ	1.0-1.2mA @1MΩ	-
Short circuit current	1.5mA max				-
Loop impedance					
Function	LOOP ATT L-PE/L-N(3wire)		L-PE(2wire)	LOOP HIGH L-PE(0.01ΩRes)	L-N/L-L
Rated voltage	100-260V(50/60Hz)	48-260V(50/60Hz)	48-260V(50/60Hz)	100-260V(50/60Hz)	48-500V(50/60Hz)
Impedance range	20.00/200.0/2000Ω (Auto-ranging)		20.00/200.0/2000Ω (Auto-ranging)	2.000Ω	20.00Ω
Accuracy	±3%rdg±6dgt	±3%rdg±10dgt	±3%rdg±4dgt	±3%rdg±25mΩ	±3%rdg±4dgt
Nominal test current at 0Ω external loop: Magnitude/Duration at 230V	L-N:6A/60ms N-PE:10mA	L-PE:15mA	20Ω:6A/20ms 200Ω:0.5A/20ms 2000Ω:15mA/500ms	25A/20ms	6A/20ms
PSC/PFC					
Range	2000A/20kA(L-N(PSC)/L-PE(PFC))	2000A/20kA(PFC)	2000A/20kA(PFC)	2000A/50kA(PFC)	2000A/20kA(PSC)
Accuracy	PSC/PFC accuracy is derived from measured loop impedance specification and measured voltage specification				
RCD					
Rated voltage	100-260V(50/60Hz)				
Function	x1/2, x1.x5, Ramp, Auto, Uc 6/10/30/100/300/500/1000mA/variable				
RCD type	AC(G/S)		A(G/S)	F(G/S)	B(G/S)
Trip current setting	x1/2, x1, Uc	10/30/100/300/500/1000mA(G) 10/30/100/300/500mA(S)	10/30/100/300/500mA	10/30/100/300/500mA	10/30/100/300mA
	x5	10/30/100mA	10/30/100mA	10/30/100mA	10/30mA
	Ramp	10/30/100/300/500mA	10/30/100/300/500mA	10/30/100/300/500mA	10/30/100/300mA
Accuracy	Trip current	x1/2 -8% - -2%	-10% - 0%	-10% - 0%	-10% - 0%
	x1	+2% - +8%	0% - +10%	0% - +10%	0% - +10%
	x5	+2% - +8%	0% - +10%	0% - +10%	0% - +10%
	Ramp	-4% - +4%	-10% - +10%	-10% - +10%	-10% - +10%
	Trip time	x1/2 200ms(G/S):±1%rdg±2ms			
	x1	550ms(G):±1%rdg±2ms, 1000ms(S):±1%rdg±2ms			10.5s:±1%±2ms
	x5	410ms(G/S):±1%rdg±2ms			-
Continuity					
Range	20.00/200.0/2000Ω (Auto-ranging)				
Open circuit voltage (DC)	7-14V				
Measuring current	200mA	>200mA or more(2Ω or less)			
	15mA	15mA±3mA(short-circuit)			
Accuracy	±2%rdg±8dgt				
Phase Rotation					
Rated voltage	48-600V(50/60Hz)				
Remarks	Remarks Correct phase sequence: are displayed "1.2.3" and mark Reversed phase sequence: are displayed "3.2.1" and mark				
General					
Applicable Standards	IEC 61010-1 CAT IV 300V, CAT III 600V Pollution degree 2, IEC 61010-2-034, IEC 61557-1, 2, 3, 4, 5, 6, 7, 10, IEC 60529(IP40), IEC 61326(EMC)				
Communication Interface	USB, Bluetooth® 5.0 LE(Bluetooth® Low Energy)*1, Android™ 5.0 or more, iOS 10.0 or more				
Power source	LR6(AA)(1.5V) × 8				
Dimensions	136(L) × 235(W) × 114(D)mm				
Weight	1300g (including batteries.)				
Included Accessories	Main test lead*2, 7281(Test leads with remote control switch), 7246(Distribution board test lead), 7228A(Earth resistance test leads), 8041(Auxiliary earth spikes[2 spikes/1 set]) 9084(Soft case), 9142(Carrying case), 9151(Shoulder strap), 9199(Shoulder pad), LR6(AA) × 8, Instruction manual, 8212-USB(USB adaptor with "KEW Report(Software)")*3, Calibration certificate				
Optional Accessories	8212-USB(USB adaptor with "KEW Report(Software)")*3, 8259(Adapter for measurement terminal), 7272(Precision measurement Cord set), 8017A(Extension prod long)				

*1 6516BT only
 *2 7187A:British plug, 7218A:(EU)European SHUKO plug, 7221A(SA) South african plug, 7222A:(AU)Australian plug
 *3 8212-USB - Standard accessory for 6516, optional accessory for 6516BT
 Bluetooth is a trademark or registered trademark of Bluetooth SIG. Inc.
 Android is a trademark or registered trademark of Google Inc.
 iOS is a trademark or registered trademark of Cisco Technology, Inc. in the United States and other countries.

⚠ Safety Warnings : Please read the "Safety Warnings" in the instruction manual supplied with the instrument thoroughly and completely for correct use. Failure to follow the safety rules can cause fire, trouble, electrical shock, etc. Therefore, make sure to operate the instrument on a correct power supply and voltage rating marked on each instrument.

■ For inquires or orders :

KYORITSU ELECTRICAL INSTRUMENTS WORKS, LTD.

2-5-20, Nakane, Meguro-ku, Tokyo, 152-0031 Japan
 Phone:+81-3-3723-0131
 Fax:+81-3-3723-0152
 E-mail:info-eng@kew-ltd.co.jp

www.kew-ltd.co.jp



MULTIFUNCTION INSTALLATION TESTERS

KEW 6516/6516BT

A lot of Testing Power in the hands of Electrical Installation Professionals!



- Insulation**
100/250/500/1000V
- Loop**
2/20/200/2000Ω
- RCD**
10/30/100/300/500/1000mA
- PSC**
2000A/20kA
- PFC**
2000A/20kA 2000A/50kA
- Earth**
20/200/2000Ω
- ACV**
300V/600V
- Continuity**
20/200/2000Ω
- Phase rotation**
- Frequency**
- SPD (Varistor)**
- PAT**

Communication interface

USB

 KEW Report

Bluetooth®

 KEW Smart*

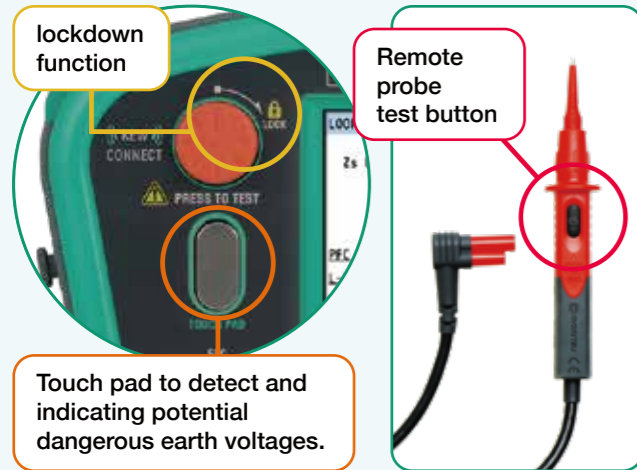
Operation in 3 simple steps

- ✔ Set the rotary dial to your testing range.
- ✔ Connect the instrument to the installation under test.
- ✔ Press the test button.



Hands free testing

By remote probe or using the Lockdown function of the test button.



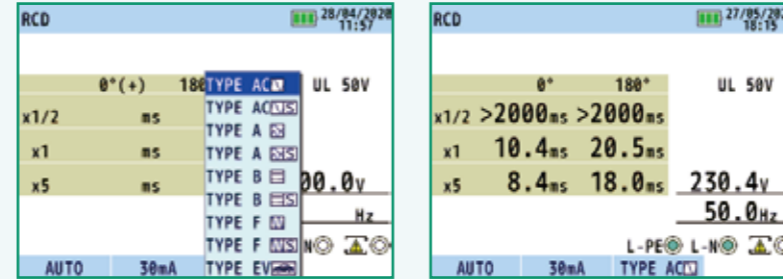
Large LCD

All the test data is shown in one large colored screen.



Wide variety of RCDs can be tested

Type AC, A, F, B (General & Selective) EV and Variable RCDs. Single and Auto test, Ramp test and Contact voltage.




SPD test

SPD (Surge Protection Device) which contains varistor can be tested measuring the tripping voltage without damage it.



PAT test

PAT test (PAT = Portable Appliance Tester) It is possible to check the insulation resistance and earth bond continuity of portable appliances for class I and II.

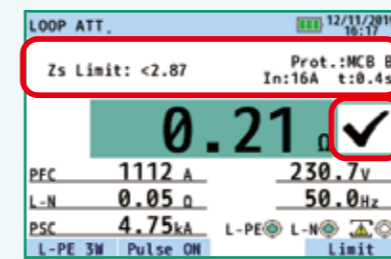


Connectivity

KEW 6516 can download the test data by connecting the USB adaptor (Model 8212-USB) and then print complete Test Reports by a PC. While Kew 6516BT can transfer the test data to a Tablet or Smartphone via Bluetooth. Such test data can be saved, shared and sent by email. The USB adaptor can also be ordered as an option.



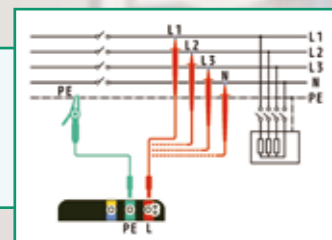
Zs/Ra Limit



The verification of safety requirement on an electrical installation is simplified by using Zs/Ra Limit function. This function will automatically check if the measured loop impedance for TN (or earth loop for TT) is low enough to trip (disconnect) the MCB / Fuse / RCD giving the result of PASS(✓) or FAIL (x) on the Kew 6516 display.

Anti-Trip Technology (with 2 & 3 wire)

For no trip LOOP L-PE testing on all RCDs. With 3 wire (L, N, PE), to get the best accuracy readings. With 2 wire only, very useful in case of no Neutral (i.e. 3-phase motor lines).

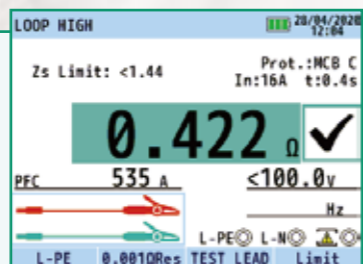


HELP Key

HELP function will show how to connect the instrument according to the function selected.

0.001 resolution

Thanks to high test current of 25A, the Loop Impedance Phase to Earth is measured with high resolution of 0.001 ohm. This can be useful when testing in the main switchboard closer to the transformer.



Loop test from a wall socket



Continuity check of equipotential bonding

Included accessories



KEW 6516 and Kew 6516BT come complete with everything you need for testing an electrical installation

Optional Accessories

