

Product Highlights

Long Range Power-over-Ethernet

Exceed the physical limitation of traditional PoE connections by extending a PoE Ethernet connection over a distance of up to 500 m using multiple units

Flexible Placement

Multiple mounting options with operating temperature of up to 60°C and no need for an external power supply

Gigabit Connectivity

Connect and power PoE devices such as cameras and access points, with high-speed Gigabit connection, over long distances



DPE-302GE

2-Port Gigabit PoE Extender

Features

Simplicity

- Plug-and-play with no software required
- Multiple mounting options for flexible placement
- Provides power over existing network cabling to remote PoE-capable devices
- Lightweight and compact
- One PoE input port to dual output ports
- Three arrow LEDs to indicate the direction of the power and data flow

Gigabit Connectivity

- Deliver PoE (+) power over 10/100/1000 Mbps connections up to a 500 m¹
- Connect and power Gigabit devices
- Auto-negotiation on Ethernet ports
- Full-rate network throughput

Reliability

- Compliant with IEEE 802.3af (PoE) and IEEE 802.3at (PoE+)
- Compatible with all standard PoE devices
- Regulates power output to avoid damaging the connected device
- Withstands operating temperatures of up to 60 °C
- Built-in 4 kV surge protection

The DPE-302GE 2-Port Gigabit PoE Extender allows a Gigabit Power-over-Ethernet connection to be extended up to 500 m¹. It is designed to supply data and PoE power to devices such as PTZ IP cameras or 802.11ac wireless access points over extended distances. With several mounting options, the DPE-302GE allows PoE devices to be deployed virtually anywhere over longer distances, eliminating the need for a nearby power outlet and attached power supply.

Powers More Devices Over Longer Distances

The DPE-302GE offers a plug-and-play PoE solution, capable of transmitting up to 10 to 30 W of output power. It allows connection of up to two devices over a maximum distance of 500 m by daisy-chaining up to 4 units. With support for PoE/PoE+ and Gigabit speeds, the DPE-302GE is designed to be deployed in situations with high bandwidth requirements, over long distances.


Flexible Deployment

The DPE-302GE is powered by consuming only a very small fraction of PoE power. Combined with three flexible methods of mounting (built-in magnet, screw anchors, and Velcro), the DPE-302GE can be deployed virtually anywhere. This PoE solution frees network devices from the restrictions of power availability by removing the need for a local power source. The DPE-302GE has built-in 4 kV surge protection and is also capable of operating in temperatures of up to 60 °C (140 °F), allowing it to be deployed in harsher environments.

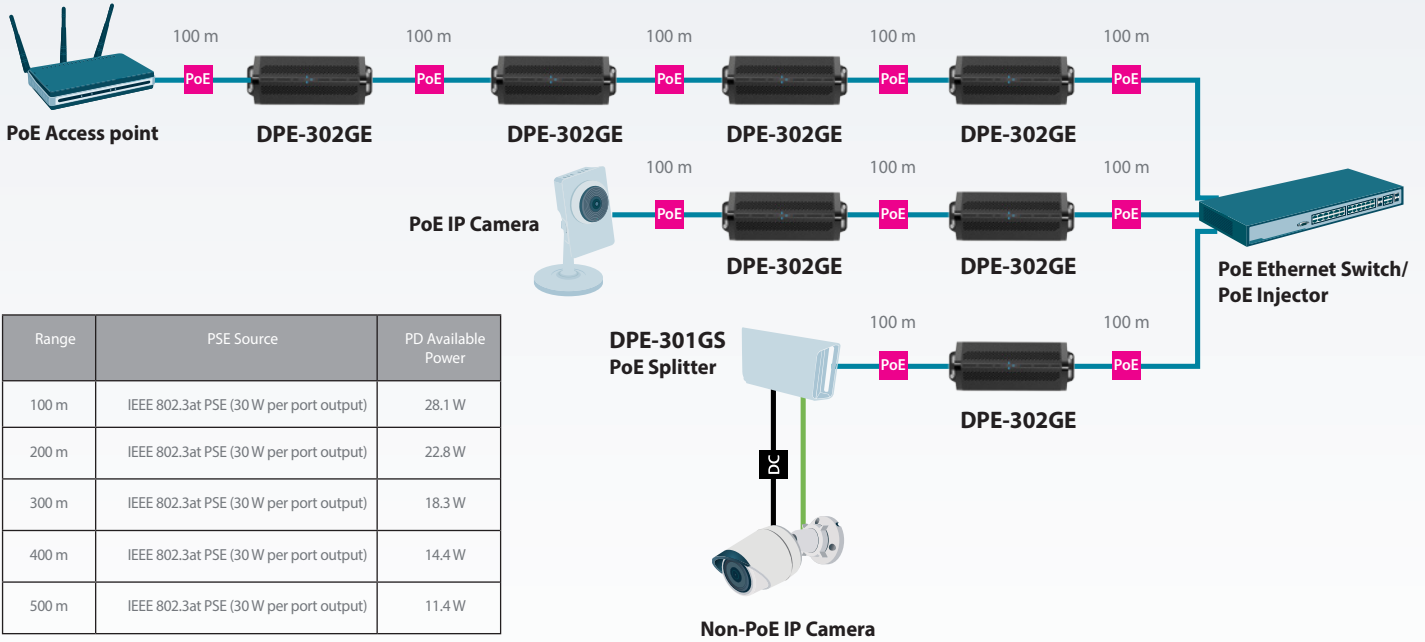
Reliable Connectivity

The DPE-302GE 2-Port Gigabit PoE Extender intelligently communicates the maximum available current with a Powered Device (PD). This protection feature keeps the device safe from damage by preventing it from powering on in case there is not enough current. This safety feature can also automatically disable the port in the event of an electrical short circuit.

Distance

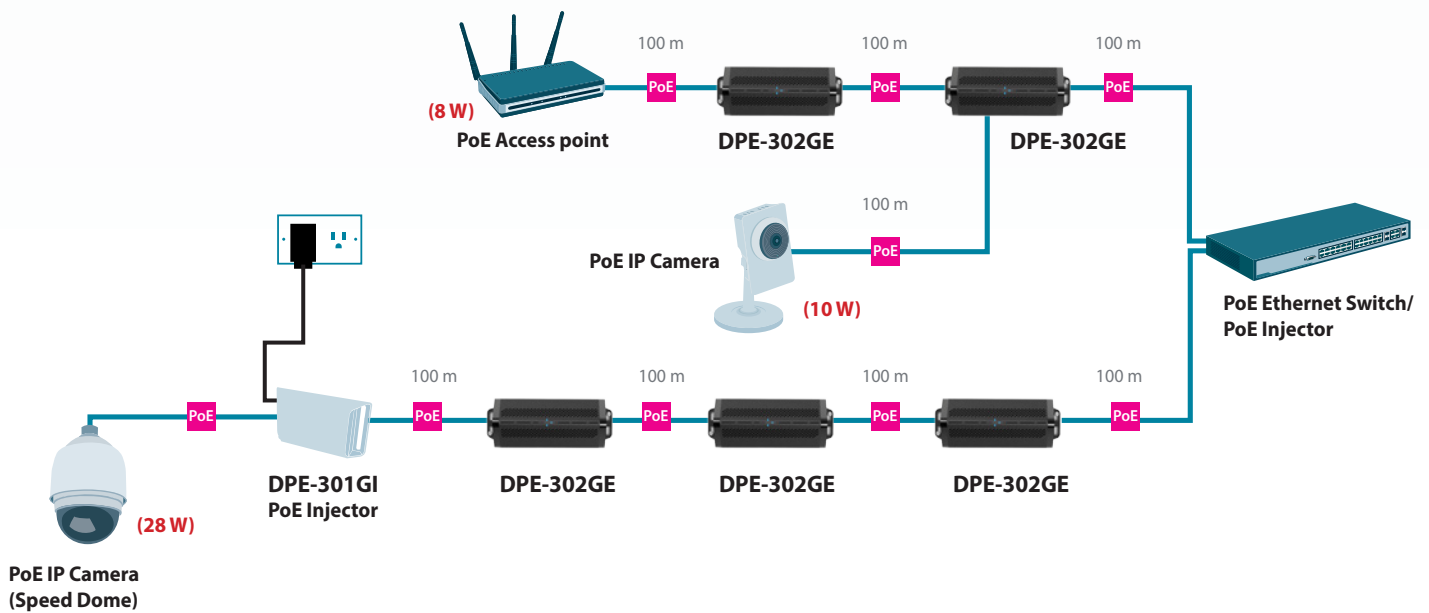


Setup Example 1²



Range	PSE Source	PD Available Power
100 m	IEEE 802.3at PSE (30 W per port output)	28.1 W
200 m	IEEE 802.3at PSE (30 W per port output)	22.8 W
300 m	IEEE 802.3at PSE (30 W per port output)	18.3 W
400 m	IEEE 802.3at PSE (30 W per port output)	14.4 W
500 m	IEEE 802.3at PSE (30 W per port output)	11.4 W

Setup Example 2²




- 100Base 1X UIP with PoE
- Power Line (DC)
- 100Base TX UTP


Note: When using both output ports, power loss will vary based on the usage and install scenario.

DPE-302GE 2-Port Gigabit PoE Extender

DPE-302GE Interface Ports



PoE and Gigabit data input port



PoE and Gigabit data output ports

Technical Specifications

Ports		
PoE + Data Ports (IN)	• 1 x 10/100/1000BASE-T RJ45 port	• Supports half/full-duplex
PoE + Data Ports (OUT)	• 2 x 10/100/1000BASE-T RJ45 port	• Supports half/full-duplex
Standards	• IEEE 802.3 • IEEE 802.3u • IEEE 802.3ab	• IEEE 802.3af • IEEE 802.3at • IEEE 802.3x Flow Control
Physical		
Indicator LEDs (Per Unit)	• 1 x PoE In • 2 x PoE Out	• Solid blue: PoE connected • Blinking blue: PoE budget overload
Dimensions (L x W x H)	• 155 x 60 x 40 mm	
Weight	• 154 g	
Power	• Power over Ethernet	
Power Consumption	• Maximum: 3.05 W	• Standby: 1.61 W
Temperature	• Operating: -10 to 60 °C	• Storage: -40 to 85 °C
Humidity	• Operating: 10% to 95% non-condensing	• Storage: 5% to 95% non-condensing
Certifications	• CE • FCC	• LVD/CE • IC

¹ Up to 500 m extension requires 802.11at PSE source. Maximum distance as per IEEE 802.3u specifications. Distances exceeding 100 m can be reached by linking additional DPE-302GE units.

² Loss of PoE power occurs over longer distances due to cable resistances. The actual power output will vary based on the quality of the used Ethernet cables and environmental factors.



For more information: www.dlink.com

D-Link European Headquarters. D-Link (Europe) Ltd., First Floor, Artemis Building, Odyssey Business Park, West End Road, South Ruislip HA4 6QE, United Kingdom. Specifications are subject to change without notice. D-Link is a registered trademark of D-Link Corporation and its overseas subsidiaries. All other trademarks belong to their respective owners. ©2017 D-Link Corporation. All rights reserved. E&OE.

Updated September 2017

D-Link[®]
Building Networks for People